



Scimago Journal & Country Rank

Abril 2018

Cómo se busca en Scimago Journal & Country Rank

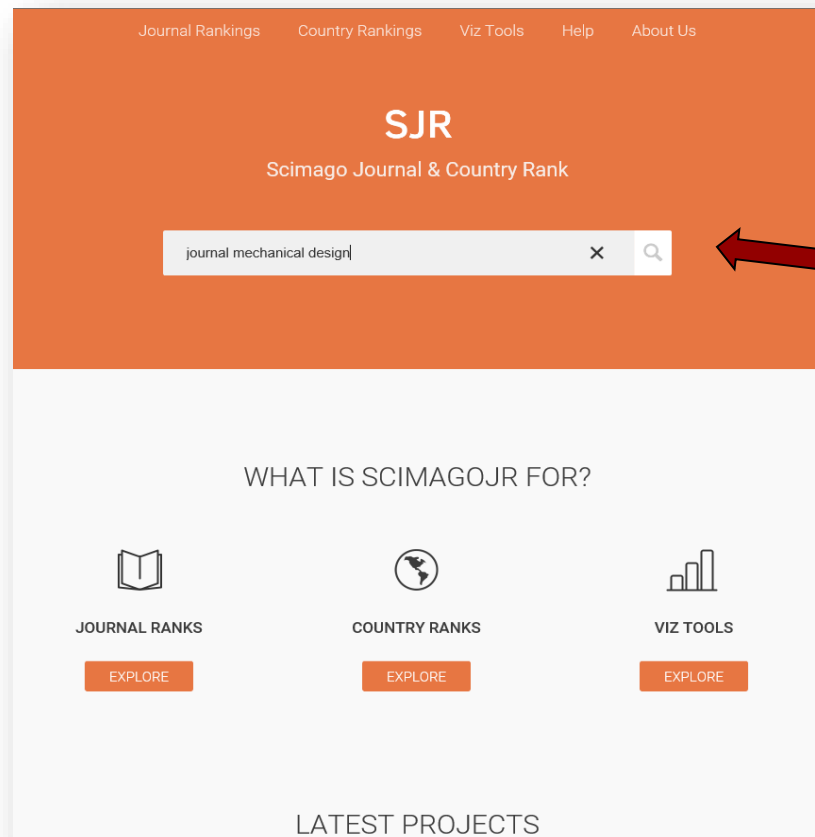


¿Qué es Scimago Journal & Country Rank?

- Scimago Journal & Country Rank es un portal que incluye las revistas y los indicadores desarrollados a partir de la información contenida en la base de datos Scopus.
- Estos indicadores permiten evaluar la calidad de las revistas.
- Esta plataforma toma su nombre del indicador Scimago Journal Rank (SJR), desarrollado por el grupo de investigación Scimago en el que participan el CSIC y las universidades de Granada, Extremadura, Carlos III y Alcalá, a partir del algoritmo Google Page Rank.
- El indicador SJR se realiza sobre el cálculo de las citas recibidas por las revistas en un período de tres años, otorgando un peso mayor a las citas procedentes de revistas de alto prestigio. Elimina las autocitas.



Vamos a buscar la revista “**Journal of Mechanical Design**”.



Se puede
buscar por
título, ISSN
o por editor

Acceso a Scimago Journal Rank: <http://www.scimagojr.com>

Journal of Mechanical Design - Transactions of the ASME

Country	United States
Subject Area and Category	Computer Science Computer Graphics and Computer-Aided Design Computer Science Applications Engineering Mechanical Engineering Mechanics of Materials
Publisher	American Society of Mechanical Engineers
Publication type	Journals
ISSN	10500472
Coverage	1978-1982, 1990-ongoing
Scope	The Journal of Mechanical Design communicates original contributions of permanent interest on all aspects of the design of mechanical systems, primarily in the form of articles of considerable depth. The Journal also publishes technical briefs, design innovation papers, discussions of published papers with rebuttal, book reviews, and editorials. Technical areas include: Design automation, including design representation, virtual reality, geometric design, design evaluation, design optimization, risk and reliability-based optimization, design sensitivity analysis, system design integration, ergonomic and aesthetic considerations, and design for market systems; design of direct contact systems, including cams. (source)

87

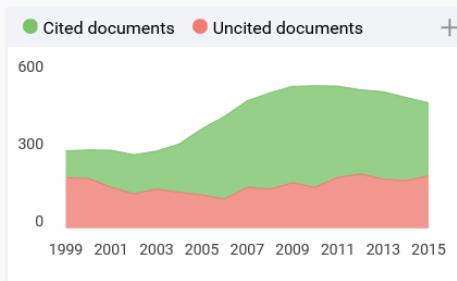
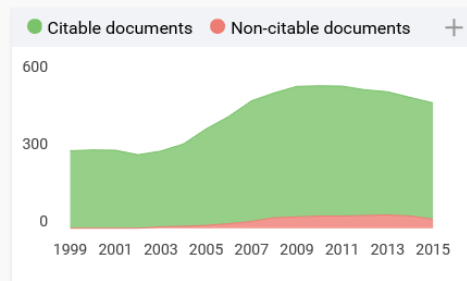
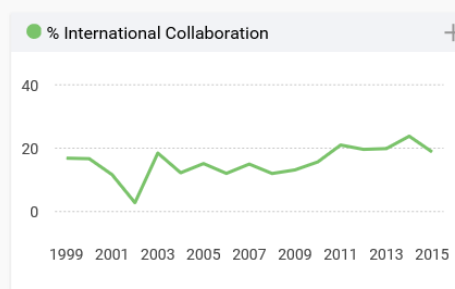
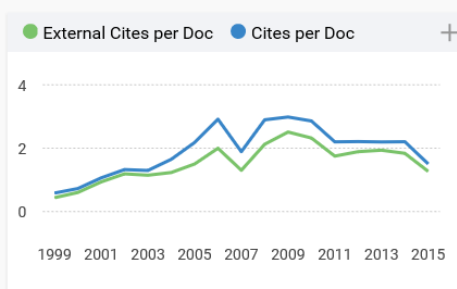
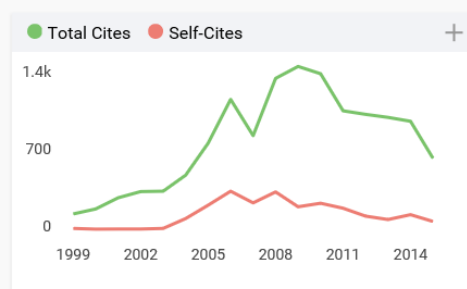
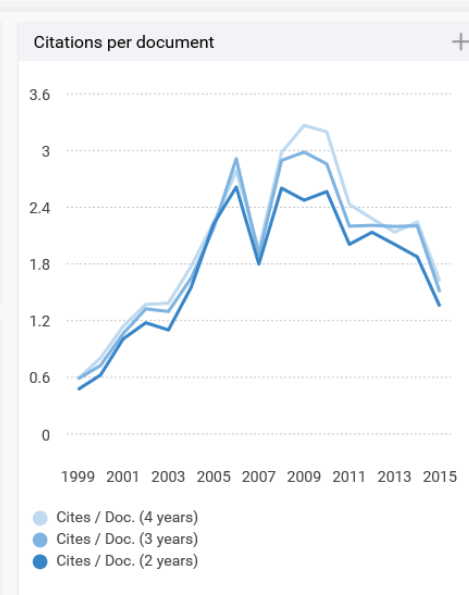
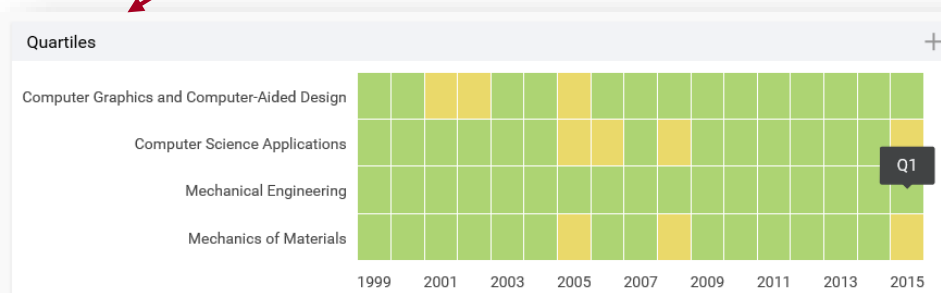
H Index

Índice H



Scimago Journal & Country Rank

Obtenemos el cuartil según el área temática y el año.



Journal of Mechanical Design - Transactions of the ASME

Indicator	2008-2015	Value
SJR		0.83
Cites per doc		1.35
Total cites		616

← Show this widget in your own website

Just copy the code below and paste within your html code:

```
<a href="http://www.scimagi
```

www.scimagojr.com

Journal Rankings permite la búsqueda de las revistas mejor posicionadas por área temática y en un área geográfica en un año determinado

SJR

Scimago Journal & Country Rank

Enter Journal Title, ISSN or

[Home](#) [Journal Rankings](#) [Country Rankings](#) [Viz Tools](#) [Help](#) [About Us](#)

 Agricultural and
 Biological Sciences

Food Science

Western Europe

Journals

2015

 Display only Open Access Journals




Display journals with at least 0

Citable Docs. (3years)

Apply

 Download data

1 - 50 of 117

	Title	Type	↓ SJR	H index	Total Docs. (2015)	Total Docs. (3years)	Total Refs.	Total Cites (3years)	Citable Docs. (3years)	Cites / Doc. (2years)	Ref. / Doc.	
1	Nutrients 	journal	2.275 Q1	38	590	801	36590	3123	784	3.95	62.02	
2	Trends in Food Science and Technology	journal	2.267 Q1	128	128	268	10871	1397	186	6.75	84.93	
3	Critical Reviews in Food Science and Nutrition	journal	1.984 Q1	106	119	264	15149	1468	256	5.02	127.30	
4	Meat Science	journal	1.963 Q1	113	244	1080	10058	3164	1056	2.81	41.22	
5	Food Hydrocolloids	journal	1.849 Q1	92	385	898	16223	3682	814	4.09	42.14	



Scimago Journal & Country Rank

Biblioteca Universitaria



SJR

Scimago Journal & Country Rank

Enter Journal Title, ISSN or DOI

Home Journal Rankings **Country Rankings** Viz Tools Help About Us

All subject areas

All subject categories

All regions

1996-2015

Display countries with at least 0

Documents

Apply

Download data

Obtenemos un listado del ranking de países ordenados por el número de los documentos publicados en un período de tiempo determinado

Elegimos ver los datos de España

	Country	↓ Documents	Citable documents	Citations	Self-Citations	Citations per Document	H index
1	United States	9360233	8456050	202750565	94596521	21.66	1783
2	China	4076414	4017123	24175067	13297607	5.93	563
3	United Kingdom	2624530	2272675	50790508	11763338	19.35	1099
4	Germany	2365108	2207765	40951616	10294248	17.31	961
5	Japan	2212636	2133326	30436114	8352578	13.76	797
6	France	1684479	1582197	28329815	6194966	16.82	878
7	Canada	1339471	1227622	25677205	4699514	19.17	862
8	Italy	1318466	1217804	20893655	4825002	15.85	766
9	India	1140717	1072927	8458373	2906102	7.41	426
10	Spain	1045796	966710	14811902	3510196	14.16	648
11	Australia	995114	894315	16321650	3464749	16.40	709
12	South Korea	824839	801077	8482515	1801111	10.28	476



Scimago Journal & Country Rank

Biblioteca Universitaria



SJR

Scimago Journal & Country Rank

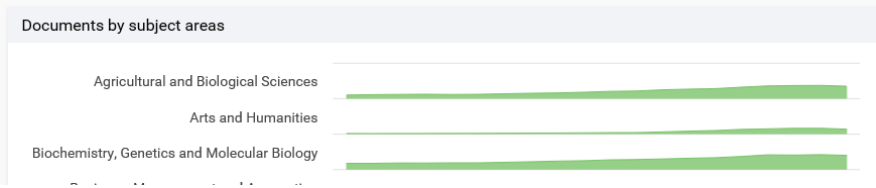
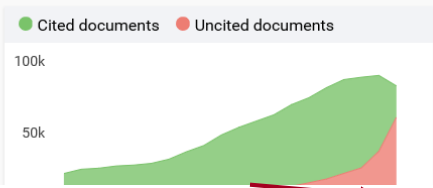
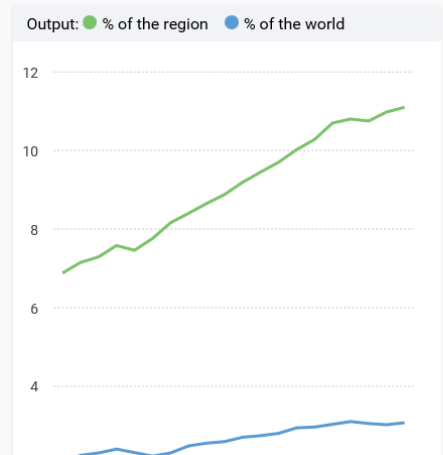
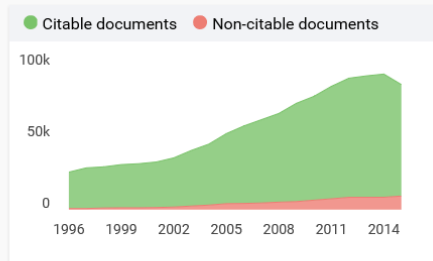
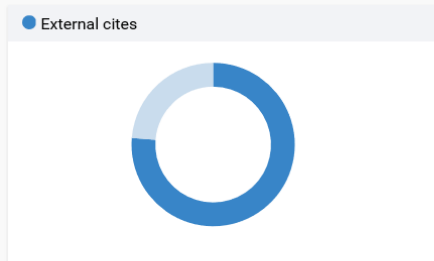
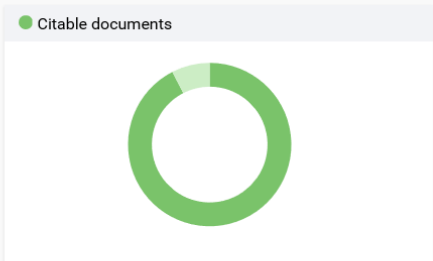
Enter Journal Title, ISSN or Publisher Name

[Home](#) [Journal Rankings](#) [Country Rankings](#) [Viz Tools](#) [Help](#) [About Us](#)

Spain

All subject areas

H index	Documents	Citations	Citations per document
648	1045796	14811902	14.16





Scimago Journal & Country Rank

Spain

Elegimos ver los datos del área temática de medicina en España

→

H index	Documents	Citations	Citations per document
471	329518	4696715	14.25

